





STATEMENT OF RECEIPTS AND EXPENDITURES  
CY 2022  
Province, City or Municipality: PURA

Particulars (1)	Account Code (PGCA)	Actual Year 2021	Current Year 2022			2023 Budget Year
			First Semester	Second Semester	Total	
<b>RECEIPTS</b>						
I. Beginning Cash Balance						
<b>II. Receipts</b>						
<b>A. Local Sources</b>						
1. Tax Revenue						
a. Real Property Tax (RPT)						
i. Basic RPT		1,355,505.91	1,398,704.84	229,114.80	1,627,819.64	1,850,000.00
ii. Special Education Fund		1,694,382.40	1,748,381.10	286,393.45	2,034,774.55	1,900,000.00
b. Business Tax		1,576,703.73	1,415,412.00	357,486.32	1,772,898.32	1,600,000.00
c. Other Local Taxes		350,906.56	285,503.80	54,790.10	340,293.90	538,000.00
Total Tax Revenue		4,977,498.60	4,848,001.74	927,784.67	5,775,786.41	5,888,000.00
2. Non Tax Revenue						
a. Regulatory Fees		2,240,621.24	1,200,709.42	600,426.51	1,801,135.93	1,529,000.00
b. Service/User Charges		609,389.07	367,631.73	230,312.13	597,943.86	1,076,000.00
c. Receipts from Economic Enterprise		18,755,378.87	9,438,157.59	10,472,927.23	19,911,084.82	23,572,000.00
d. Other Receipts		52,483.54	28,743.00	43,364.64	72,107.64	490,000.00
Total Non Tax Revenue		21,657,872.72	11,035,241.74	11,347,030.51	22,382,272.25	26,667,000.00
Total Local Sources		26,635,371.32	15,883,243.48	12,274,815.18	28,158,058.66	32,555,000.00
<b>B. External Sources</b>						
1. Internal Revenue Allotment		92,684,799.00	64,238,775.00	64,238,775.00	128,477,550.00	109,886,975.00
2. Share from GOCCs (PAGCOR and PCSO)		183,416.04	150,072.79	152,805.69	302,878.48	301,000.00
3. Other Shares from National Tax Collection						
a. Share from Ecozone						
b. Share from EVAT						
c. Share from National Wealth						
d. Share from Tobacco Excise Tax						
4. National Government Transfer						
5. Inter-Local Transfer						
6. Extraordinary Receipts / Grants / Donation / Aids						
Total External Sources						
<b>C. Non-Income Receipts</b>						
1. Capital Investment Receipts						
a. Proceeds from Sale of Assets						
b. Proceeds from Sale of Debt Securities of Other Entities						
c. Collection of Loans Receivables						
Total Capital Investment Receipts						
2. Receipts from Loans and Borrowings						
a. Acquisition of Loans						
b. Issuance of Bonds						
Total Receipts from Loans and Borrowings						
Total Non-Income Receipts		92,868,215.04	64,388,847.79	64,391,580.69	128,780,428.48	110,187,975.00
<b>Total Receipts</b>		<b>119,503,586.36</b>	<b>80,272,091.27</b>	<b>76,666,395.87</b>	<b>156,938,487.14</b>	<b>142,742,975.00</b>
<b>EXPENDITURES</b>						
<b>I. General Fund</b>						
a. General Services		59,801,723.30	36,575,193.70	48,200,669.67	84,775,863.37	80,035,986.33
b. Economic Services		18,893,305.76	8,260,775.35	19,472,162.86	27,732,938.21	26,139,309.45
c. Social Services		27,810,591.40	9,475,212.27	29,337,736.69	38,812,948.96	34,667,679.22
d. Debt Services						
<b>II. Special Education Fund</b>						
		1,636,977.15	889,400.00	1,143,325.65	2,032,725.65	1,900,000.00
<b>III. Trust Fund from National Government Transfers</b>						
<b>Total Expenditures</b>		<b>108,142,597.61</b>	<b>55,200,581.32</b>	<b>98,153,894.87</b>	<b>153,354,476.19</b>	<b>142,742,975.00</b>
Ending Cash Balance		11,360,988.75	25,071,509.95	(21,487,499.00)	3,584,010.95	-

Prepared by:  
  
MARILYN P. CORTES  
Local Treasurer

Approved by:  
  
FREDDIE D. DOMINGO  
Local Chief Executive

  
ARLEE P. AYSON  
Local Accountant  
  
MARILOU T. QUITLONG  
Local Budget Officer